


**0.6/1 kV Single-core cables, XLPE insulated,  
wire armoured with copper conductor**  
**Power Cable LV**



**Single-Core Cables, with Stranded Copper Conductors, XLPE Insulated, Aluminium Wire Armoured and PVC Sheathed**

**APPLICATIONS**

These cables are intended for fixed installations, indoors and outdoors, in low voltage electricity systems. They are normally used for the distribution of electrical energy in urban networks, power or switching stations, industrial plants, as well as in switchgears, in applications where there is a risk of mechanical damage.

**CABLE CHARACTERISTICS**



Max. Operating temperature



Max. Shortcircuit temperature



Flame propagation IEC 60332-1-2



Oil resistant ASTM D 1047



Mechanical impact Very Good



UV Resistant



Min. bending radius (r) = 12 Ø

**APPLICABLE STANDARDS**

EES Low Voltage power cables are designed and tested to meet all the requirements of the latest edition of IEC 60502-1 standard. In addition, EES can also supply a range of alternative designs to meet customer-specified requirements.

**CABLE CONSTRUCTION**

**Conductor**

Plain annealed stranded circular or circular compacted copper conductor (Class 2 to IEC 60228).

**Insulation**

Extruded layer of Cross-linked Polyethylene (XLPE) to IEC 60502-1.

**Core Identification**

○ Red

**Bedding**

Extruded layer of Polyvinyl Chloride (PVC) - Type (ST2) to IEC 60502-1.

**Armouring**

Single layer of round non-magnetic (aluminium) wires.

**Outer Jacket**

Extruded layer of Polyvinyl Chloride (PVC) - Type (ST2) to IEC 60502-1.

Note: The core identification colour shown above is the most common. However, any other colour can be provided upon a customer's request (e.g. to HD 308 S2 or IEC 60445).




**CABLE INSTALLATION**




Direct Buried



In free air Ladders / Trays



In duct




In trench



Internal / external cabling

0.6/1 kV Single-core cables, XLPE insulated,  
wire armoured with copper conductor  
**Power Cable LV**



**POWER CABLES / IEC 60502-1 CU / XLPE / AWA / PVC**

**0.6 / 1 kV**

Nominal cross section al area	ELECTRICAL DATA									DIMENSIONS AND WEIGHTS		Cable Code
	Max. Conductor Resistance		Continuous Current Ratings							Approx. overall diameter	Approx. overall weight	
	DC at 20 °C	AC at 90 °C	Buried direct in ground		In buried ducts		In free air					
	mm <sup>2</sup>	Ω / km	Ω / km	(a)	(b)	(c)	(d)	(e)	(f)	(g)	mm	
			A	A	A	A	A	A	A			
6	3.0800	3.9273	59	59	49	54	60	61	75	13.0	255	C213XA1010AMB51MR
10	1.8300	2.3335	78	78	65	71	80	82	100	13.6	300	C314XA1010AMB51MR
16	1.1500	1.4665	99	99	83	91	105	107	132	14.6	380	C315XA1010AMB51MR
25	0.7270	0.9272	127	127	107	117	138	141	172	16.2	500	C316XA1010AMB51MR
35	0.5240	0.6685	151	151	128	139	168	171	208	17.2	615	C317XA1010AMB51MR
50	0.3870	0.4939	178	178	152	163	202	206	249	18.8	765	C318XA1010AMB51MR
70	0.2680	0.3424	217	215	189	198	253	257	307	20.6	1000	C319XA1010AMB51MR
95	0.1930	0.2471	257	255	223	234	308	310	366	22.4	1285	C345XA1010AMB51MR
120	0.1530	0.1964	290	287	253	263	354	354	413	24.1	1560	C346XA1010AMB51MR
150	0.1240	0.1598	323	318	284	291	403	400	461	26.0	1860	C347XA1010AMB51MR
185	0.0991	0.1286	361	354	320	322	461	453	512	28.3	2270	C348XA1010AMB51MR
240	0.0754	0.0991	411	401	367	360	539	521	579	31.0	2870	C349XA1010AMB51MR
300	0.0601	0.0805	456	440	410	391	612	583	637	33.6	3475	C350XA1010AMB51MR
400	0.0470	0.0647	494	472	450	410	685	628	672	38.2	4535	C351XA1010AMB51MR
500	0.0366	0.0527	539	511	497	439	770	691	729	42.2	5715	C352XA1010AMB51IMF
630	0.0283	0.0436	582	547	541	465	854	749	783	46.4	7130	C353XA1010AMB51IMF
800	0.0221	0.0367	599	565	564	481	908	781	829	52.3	9240	C354XA1010AMB51IMF
1000	0.0176	0.0324	629	595	601	513	996	849	915	61.1	11550	C255XA1010AMB51IMF

